

Format of Holding of Specified securities

04.05.2019

Post Issue

1. Name of Listed Entity: NEOGEN CHEMICALS LIMITED
2. Scrip Code/Name of Scrip/Class of Security: EQUITY SHARES
3. Share Holding Pattern Filed under: Reg. 31(1)(a)
4. Declaration : The Listed entity is required to submit the following declaration to the extent of submission of information:

	Particulars	YES*	NO*
a	Whether the Listed Entity has issued any partly paid up shares		No
b	Whether the Listed Entity has issued any Convertible Securities or Warrants?		No
c	Whether the Listed Entity has any shares against which depository receipts are issued?		No
d	Whether the Listed Entity has any shares in locked-in?	Yes	
e	Whether any shares held by promoters are pledge or otherwise encumbered?		No


*if the Listed Entity selects the option 'NO' for the questions above, the columns for the partly paid up shares, Outstanding Convertible Securities/Warrants, depository receipts, locked-in shares, No of shares pledged or otherwise encumbered by promoters, as applicable, shall not be displayed at the time of dissemination on the Stock Exchange website. Also wherever there is 'No' declared by Listed entity in above table the values will be considered as 'Zero' by default on submission of the format of holding of specified securities.

5. The tabular format for disclosure of holding of specified securities is as follows:



Lalit


Introductory sub-table (I)(a) -																		
Name of the Company: Neogen Chemicals Limited										POST ISSUE								
Scrip Code, Name of the scrip, class of security : EQUITY																		
As on : 04.05.2019																		
Table I - Summary Statement holding of specified securities																		
Category	Category of shareholder	Nos. of shareholders	No. of fully paid up equity shares held	No. of Partly paid-up equity shares held	No. of shares underlying Depository Receipts	Total nos. shares held	Shareholding as a % of total no. of shares (calculated as per SCRR, 1957) As a % of (A+B+C2)	Number of Voting Rights held in each class of securities				No. of Shares Underlying Outstanding convertible securities (including Warrants)	Shareholding, as a % assuming full conversion of convertible securities (as a percentage of diluted share capital) As a % of (A+B+C2)	Number of Locked in shares		Number of Shares pledged or otherwise encumbered		Number of equity shares held in dematerialized form
								No of Voting Rights			Total as a % of (A+B+C)			No. (a)	As a % of total Shares held (b)	No. (a)	As a % of total Shares held (b)	
								Class: Equity Shares	Class: NIL	Total								
(I)	(II)	(III)	(IV)	(V)	(VI)	(VII)=(IV)+(V)+(VI)	(VIII)	(IX)				(X)	(XI)=(VII)+(X)	(XII)		(XIII)		(XIV)
(A)	Promoter & Promoter Group	10	16333453	0	0	16333453	70.00	16333453	0	16333453	70.00	0	70.00	16333453	100.00	0	0.00	16333453
(B)	Public	33676	7001153	0	0	7001153	30.00	7001153	0	7001153	30.00	0	30.00	2692055	38.45	NA	NA	7001153
(C)	Non Promoter- Non Public	0	0	0	0	0	0.00	0	0	0	0.00	0	0.00	0	0.00	NA	NA	0
(C1)	Shares underlying DRs	0	0	0	0	0	NA	0	0	0	0.00	0	0.00	0	0.00	NA	NA	0
(C2)	Shares held by Employee Trusts	0	0	0	0	0	0.00	0	0	0	0.00	0	0.00	0	0.00	NA	NA	0
	Total	33686	23334606	0	0	23334606	100.00	23334606	0	23334606	100.00	0	100.00	19025508	81.53	0	0.00	23334606



Jaljit

Table II - Statement showing shareholding pattern of the Promoter and Promoter Group

Category & Name of the Shareholders	PAN	No. of shareholder	No. of fully paid up equity shares held	Partly paid-up equity shares held	Nos. of shares underlying Depository Receipts	Total nos. shares held	Shareholding % calculated as per SCRR, 1957 As a % of (A+B+C2)	Number of Voting Rights held in each class of securities			No. of Shares Underlying Outstanding convertible securities (including Warrants)	Shareholding, as a % assuming full conversion of convertible securities (as a percentage of diluted share capital) as a % of A+B+C2	Number of Locked in shares		Number of Shares pledged or otherwise encumbered		Number of equity shares held in dematerialized form	
								No of Voting Rights		Total as a % of Total Voting rights			No. (a)	As a % of total Shares held (b)	No. (a)	As a % of total Shares held (b)		
								Class: Equity Shares	Class: NIL									(IX)
(1) Indian																		
(a) Individuals/Hindu undivided Family		9	15333453	0	0	15333453	65.71	15333453	0	15333453	65.71	0	65.71	15333453	100.00	0	0.00	15333453
HARIDAS THAKARSHI KANANI			12300080	0	0	12300080	52.71	12300080	0	12300080	52.71	0	52.71	12300080	100.00	0	0.00	12300080
HARIN HARIDAS KANANI			2000000	0	0	2000000	8.57	2000000	0	2000000	8.57	0	8.57	2000000	100.00	0	0.00	2000000
BEENA HARIDAS KANANI			1026311	0	0	1026311	4.40	1026311	0	1026311	4.40	0	4.40	1026311	100.00	0	0.00	1026311
MALIA HARSHIDA KISHOR			2000	0	0	2000	0.01	2000	0	2000	0.01	0	0.01	2000	100.00	0	0.00	2000
CHARULATA BHARATKUMAR RESHAMWALA			1062	0	0	1062	0.00	1062	0	1062	0.00	0	0.00	1062	100.00	0	0.00	1062
RASHMIKANT K.GANDHI			1000	0	0	1000	0.00	1000	0	1000	0.00	0	0.00	1000	100.00	0	0.00	1000
AMRITLAL THAKARSI KANANI			1000	0	0	1000	0.00	1000	0	1000	0.00	0	0.00	1000	100.00	0	0.00	1000
ARUN KRISHNALAL GANDHI			1000	0	0	1000	0.00	1000	0	1000	0.00	0	0.00	1000	100.00	0	0.00	1000
ASHA DEEPAK DALAL			1000	0	0	1000	0.00	1000	0	1000	0.00	0	0.00	1000	100.00	0	0.00	1000
Central Government/ State Government(s)		0	0	0	0	0	0.00	0	0	0	0.00	0	0.00	0	0.00	0	0.00	0
(c) Financial Institutions/ Banks		0	0	0	0	0	0.00	0	0	0	0.00	0	0.00	0	0.00	0	0.00	0
(d) Any Other (specify)		0	0	0	0	0	0.00	0	0	0	0.00	0	0.00	0	0.00	0	0.00	0
		0	0	0	0	0	0.00	0	0	0	0.00	0	0.00	0	0.00	0	0.00	0
Sub-Total (A)(1)		9	15333453	0	0	15333453	65.71	15333453	0	15333453	65.71	0	65.71	15333453	100.00	0	0.00	15333453



(2) Foreign																		
Individuals (Non-Resident Individuals/ Foreign Individuals)																		
(a)	1	1000000	0	0	1000000	4.29	1000000	0	1000000	4.29	0	4.29	1000000	100.00	0	0.00	1000000	
		1000000	0	0	1000000	4.29	1000000	0	1000000	4.29	0	4.29	1000000	100.00	0	0.00	1000000	
(b)	0	0	0	0	0	0.00	0	0	0	0.00	0	0.00	0	0.00	0	0.00	0	
(c)	0	0	0	0	0	0.00	0	0	0	0.00	0	0.00	0	0.00	0	0.00	0	
(d)	0	0	0	0	0	0.00	0	0	0	0.00	0	0.00	0	0.00	0	0.00	0	
(f)	0	0	0	0	0	0.00	0	0	0	0.00	0	0.00	0	0.00	0	0.00	0	
	1	1000000	0	0	1000000	4.29	1000000	0	1000000	4.29	0	4.29	1000000	100.00	0	0.00	1000000	
	10	16333453	0	0	16333453	70.00	16333453	0	16333453	70.00	0	70.00	16333453	100.00	0	0.00	16333453	





Table III - Statement showing shareholding pattern of the Public shareholder

Category & Name of the Shareholders	PAN	No. of shareholder	No. of fully paid up equity shares held	Partly paid-up equity shares held	Nos. of shares underlying Depository Receipts	Total nos. shares held	Shareholding % calculated as per SCRR, 1957 As a % of (A+B+C2)	Number of Voting Rights held in each class of securities			No. of Shares Underlying Outstanding convertible securities (including Warrants)	Shareholding , as a % assuming full conversion of convertible securities (as a percentage of diluted share capital) as a % of A+B+C2	Number of Locked in shares		Number of Shares pledged or otherwise encumbered		Number of equity shares held in dematerialized form	
								No of Voting Rights					Total as a % of Total Voting rights	No. (a)	As a % of total Shares held (b)	No. (a)		As a % of total Shares held (b)
								Class: Equity Shares	Class: NIL	Total								
(i)	(ii)	(iii)	(iv)	(v)	(vi)	(vii)=(iv)+(v)+(vi)	(viii)	(ix)			(x)	(xi)=(vii)+(x)	(xii)		(xiii)	(xiv)		
(1) Institutions																		
(a) Mutual Funds/		7	2369272	0	0	2369272	10.15	2369272	0	2369272	10.15	0	10.15	1846715	77.94	NA	2369272	
SBI TAX ADVANTAGE FUND SERIES III			1017828	0	0	1017828	4.36	1017828	0	1017828	4.36	0	4.36	976755	95.96	NA	1017828	
AXIS MUTUAL FUND TRUSTEE LIMITED A/C AXIS MUTUAL FUND			472161	0	0	472161	2.02	472161	0	472161	2.02	0	2.02	404820	85.74	NA	472161	
SUNDARAM MUTUAL FUND A/C SUNDARAM SMALL CAP FUND			296633	0	0	296633	1.27	296633	0	296633	1.27	0	1.27	232570	78.40	NA	296633	
L&T MUTUAL FUND TRUSTEE LIMITED-L&T EMERGING OPPORTUNITIES FUND			245649	0	0	245649	1.05	245649	0	245649	1.05	0	1.05	232570	94.68	NA	245649	
(b) Venture Capital Funds		0	0	0	0	0	0.00	0	0	0	0.00	0	0.00	0	0.00	NA	0	
(c) Alternate Investment Funds		6	296540	0	0	296540	1.27	296540	0	296540	1.27	0	1.27	0	0.00	NA	296540	
Foreign Venture Capital Investors		0	0	0	0	0	0.00	0	0	0	0.00	0	0.00	0	0.00	NA	0	
(e) Foreign Portfolio Investors		8	390269	0	0	390269	1.67	390269	0	390269	1.67	0	1.67	0	0.00	NA	390269	
(f) Financial Institutions/ Banks		1	21825	0	0	21825	0.09	21825	0	21825	0.09	0	0.09	0	0.00	NA	21825	
(g) Insurance Companies		0	0	0	0	0	0.00	0	0	0	0.00	0	0.00	0	0.00	NA	0	
(h) Provident Funds/ Pension Funds		0	0	0	0	0	0.00	0	0	0	0.00	0	0.00	0	0.00	NA	0	
(i) Any Other (specify)		0	0	0	0	0	0.00	0	0	0	0.00	0	0.00	0	0.00	NA	0	
Sub-Total (B)(1)		22	3077906	0	0	3077906	13.19	3077906	0	3077906	13.19	0	13.19	1846715	60.00	NA	3077906	
(2) Central Government/ State Government(s)/ President of India		0	0	0	0	0	0.00	0	0	0	0.00	0	0.00	0	0.00	NA	0	
Sub-Total (B)(2)		0	0	0	0	0	0.00	0	0	0	0.00	0	0.00	0	0.00	NA	0	




(3) Non-institutions																	
Individuals																	
(a)	i. Individual shareholders holding nominal share capital up to Rs. 2 lakhs.	33565	2742428	0	0	2742428	11.75	2742428	0	2742428	11.75	0	11.75	200961	7.33	NA	2742428
	ii. Individual shareholders holding nominal share capital in excess of Rs. 2 lakhs.	17	444156	0	0	444156	1.90	444156	0	444156	1.90	0	1.90	34122	7.68	NA	444156
(b)	NBFCs registered with RBI	1	27058	0	0	27058	0.12	27058	0	27058	0.12	0	0.12	0	0.00	NA	27058
(c)	Employee Trusts	0	0	0	0	0	0.00	0	0	0	0.00	0	0.00	0	0.00	NA	0
(d)	Overseas Depositories (holding DRs) (balancing figure)	0	0	0	0	0	0.00	0	0	0	0.00	0	0.00	0	0.00	NA	0
(e)	Any Other (specify)	71	709605	0	0	709605	3.04	709605	0	709605	3.04	0	3.04	610257	86.00	NA	709605
1	Bodies Corporates	32	403781	0	0	403781	1.73	403781	0	403781	1.73	0	1.73	307561	76.17	NA	403781
	KAGASHIN GLOBAL NETWORK PVT LTD		300000	0	0	300000	1.29	300000	0	300000	1.29	0	1.29	300000	100.00	NA	300000
2	Directors	4	302696	0	0	302696	1.30	302696	0	302696	1.30	0	1.30	302696	100.00	NA	302696
	ANURAG SURANA		300000	0	0	300000	1.29	300000	0	300000	1.29	0	1.29	300000	100.00	NA	300000
3	NRI's	35	3128	0	0	3128	0.01	3128	0	3128	0.01	0	0.01	0	0.00	NA	3128
	Sub-Total (B)(3)	33654	3923247	0	0	3923247	16.81	3923247	0	3923247	16.81	0	16.81	845340	21.55	NA	3923247
	Total Public Shareholding (B) = (B)(1)+(B)(2)+(B)(3)	33676	7001153	0	0	7001153	30.00	7001153	0	7001153	30.00	0	30.00	2692055	38.45	NA	7001153



Table IV - Statement showing shareholding pattern of the Non Promoter- Non Public shareholder

Category & Name of the Shareholders	PAN	No. of shareholder	No. of fully paid up equity shares held	Partly paid-up equity shares held	Nos. of shares underlying Depository Receipts	Total nos. shares held	Shareholding % calculated as per SCRR, 1957 As a % of (A+B+C2)	Number of Voting Rights held in each class of securities				No. of Shares Underlying Outstanding convertible securities (including Warrants)	Shareholding, as a % assuming full conversion of convertible securities (as a percentage of diluted share capital) as a % of A+B+C2	Number of Locked In shares		Number of Shares pledged or otherwise encumbered		Number of equity shares held in dematerialized form		
								No of Voting Rights			Total as a % of Total Voting rights			No. (a)	As a % of total Shares held (b)	No. (a)	As a % of total Shares held (b)			
								Class: Equity Shares	Class: NIL	Total										
(I)	(II)	(III)	(IV)	(V)	(VI)	(VII)=(IV)+(V)+(VI)	(VIII)	(IX)				(X)	(XI)=(VII)+(X)	(XII)		(XIII)		(XIV)		
(1) Custodian/DR Holder Name of DR Holder (if available)		0	0	0	0	0	0.00	0	0	0	0.00	0	0.00	0	0.00	0	0.00	0	0.00	0
(2) Employee Benefit Trust (under SEBI (Share based Employee Benefit) Regulations, 2014)		0	0	0	0	0	0.00	0	0	0	0.00	0	0.00	0	0.00	0	0.00	0	0.00	0
Total Non-Promoter- Non Public Shareholding (C)= (C)(1)+(C)(2)		0	0	0	0	0	0.00	0	0	0	0.00	0	0.00	0	0.00	0	0.00	0	0.00	0



Salit