

**Shareholding Pattern under Regulation 31 of SEBI (Listing Obligations and Disclosure Requirements) Regulations, 2015**

1.	Name of Listed Entity: Neogen Chemicals Limited	
2.	Scrip Code/Name of Scrip/Class of Security: 542665	
3.	Share Holding Pattern Filed under: Reg. 31(1)(a)/Reg. 31(1)(b)/Reg.31(1)(c)	
	a.	If under 31(1)(b) then indicate the report for Quarter ending
	b.	If under 31(1)(c) then indicate date of allotment/extinguishment
4.	Declaration: The Listed entity is required to submit the following declaration to the extent of submission of information:-	

	Particulars	Yes*	No*
1	Whether the Listed Entity has issued any partly paid up shares?		No
2	Whether the Listed Entity has issued any Convertible Securities or Warrants?		No
3	Whether the Listed Entity has any shares against which depository receipts are issued?		No
4	Whether the Listed Entity has any shares in locked-in?	Yes	
5	Whether any shares held by promoters are pledge or otherwise encumbered?		No

\* If the Listed Entity selects the option 'No' for the questions above, the columns for the partly paid up shares, Outstanding Convertible Securities/Warrants, depository receipts, locked-in shares, No of shares pledged or otherwise encumbered by promoters, as applicable, shall not be displayed at the time of dissemination on the Stock Exchange website. Also wherever there is 'No' declared by Listed Entity in above table the values will be considered as 'Zero' by default on submission of the format of holding of specified securities.

GENERATED ON :10/07/2019

NSDL : 29/06/2019

CDSL :29/06/2019



*Handwritten signature*




**Neogen Chemicals Limited**

**Table I - Summary Statement holding of specified securities**

Category	Category of shareholder	Nos. of shareholders	No. of fully paid up equity shares held	No. of Partly paid-up equity shares held	No. of shares underlying Depository Receipts	Total nos. shares held	Shareholding as a % of total no. of shares (calculated as per SCRR, 1957)	Number of Voting Rights held in each class of securities			Shares Underlying Outstanding convertible securities (including	ing, as a % assuming full conversion of convertible securities	Number of Locked in shares		Number of Shares pledged or otherwise encumbered		Number of equity shares held in dematerialised form	
								No of Voting Rights					Total as a % of (A+B+C)	No. (a)	As a % of total Shares held(b)	No. (a)		As a % of total Shares held(b)
								Class eg: X	Class eg: y	Total								
(I)	(II)	(III)	(IV)	(V)	(VI)	(VII) =	(VIII) As a	(IX)			(X)	(XI) =	(XII)		(XIII)		(XIV)	
(A)	Promoter & Promoter Group	10	16333453	0	0	16333453	69.9967	16333453	0	16333453	69.9967	0	69.9967	16333453	100.0000	0	0.0000	16333453
(B)	Public	7895	7001153	0	0	7001153	30.0033	7001153	0	7001153	30.0033	0	30.0033	845340	12.0742	NA	NA	7001153
(C)	Non Promoter - Non Public				0				0			0			0.0000	NA	NA	
(C1)	Shares Underlying DRs	0	0	0	0	0	0.0000	0	0	0	0.0000	0	0.0000	0	0.0000	NA	NA	0
(C2)	Shares Held By Employee Trust	0	0	0	0	0	0.0000	0	0	0	0.0000	0	0.0000	0	0.0000	NA	NA	0
	Total	7905	23334606	0	0	23334606	100.0000	23334606	0	23334606	100.0000	0	100.0000	17178793	73.6193	0	0.0000	23334606

GENERATED ON :10/07/2019      NSDL : 29/06/2019      CDSL :29/06/2019



*Handwritten signature*



**Neogen Chemicals Limited**

**Table II - Statement showing shareholding pattern of the Promoter and Promoter Group**

Category & Name of the shareholders (I)	PAN (II)	Nos. of shareholders (III)	No. of fully paid up equity shares held (IV)	Partly paid-up equity shares held (V)	No. of shares underlying Depository Receipts (VI)	Total nos. shares held (VII) =	Shareholding % calculated as per SCRR, 1957 As a % of (A+B+C2) (VIII) As a	Number of Voting Rights held in each class of securities			Shares Underlying Outstanding convertible securities (including convertible securities) (X)	ing, as a % assuming conversion of convertible securities (XI) =	Number of Locked in shares		Number of Shares pledged or otherwise encumbered		Number of equity shares held in dematerialised form (XIV)	
								No of Voting Rights					Total as a % of (A+B+C) (IX)	No. (a)	As a % of total Shares held(b) (XII)	No. (a)		As a % of total Shares held(b) (XIII)
								Class eg: X	Class eg: y	Total								
<b>1</b>	<b>Indian</b>																	
(a)	Individuals / Hindu Undivided Family	9	15333453	0	0	15333453	65.7112	15333453	0	15333453	65.7112	0	65.7112	15333453	100.0000	0	0.0000	15333453
	Haridas Thakarshi Kanani	1	12300080	0	0	12300080	52.7118	12300080	0	12300080	52.7118	0	52.7118	12300080	100.0000	0	0.0000	12300080
	Harin Haridas Kanani	1	2000000	0	0	2000000	8.5710	2000000	0	2000000	8.5710	0	8.5710	2000000	100.0000	0	0.0000	2000000
	Beena Haridas Kanani	1	1026311	0	0	1026311	4.3982	1026311	0	1026311	4.3982	0	4.3982	1026311	100.0000	0	0.0000	1026311
	Malia Harshida Kishor	1	2000	0	0	2000	0.0086	2000	0	2000	0.0086	0	0.0086	2000	100.0000	0	0.0000	2000
	Charulata Bharatkumar Reshamwala	1	1062	0	0	1062	0.0046	1062	0	1062	0.0046	0	0.0046	1062	100.0000	0	0.0000	1062
	Amritlal Thakarsi Kanani	1	1000	0	0	1000	0.0043	1000	0	1000	0.0043	0	0.0043	1000	100.0000	0	0.0000	1000
	Arun Krishnalal Gandhi	1	1000	0	0	1000	0.0043	1000	0	1000	0.0043	0	0.0043	1000	100.0000	0	0.0000	1000
	Asha Deepak Dalal	1	1000	0	0	1000	0.0043	1000	0	1000	0.0043	0	0.0043	1000	100.0000	0	0.0000	1000
	Rashmikant K Gandhi	1	1000	0	0	1000	0.0043	1000	0	1000	0.0043	0	0.0043	1000	100.0000	0	0.0000	1000
(b)	Central Government / State Government(s)	0	0	0	0	0	0.0000	0	0	0	0.0000	0	0.0000	0	0.0000	0	0.0000	0
(c)	Financial Institutions / Banks	0	0	0	0	0	0.0000	0	0	0	0.0000	0	0.0000	0	0.0000	0	0.0000	0
(d)	Any Other (Specify)	0	0	0	0	0	0.0000	0	0	0	0.0000	0	0.0000	0	0.0000	0	0.0000	0
	Sub Total (A)(1)	9	15333453	0	0	15333453	65.7112	15333453	0	15333453	65.7112	0	65.7112	15333453	100.0000	0	0.0000	15333453
<b>2</b>	<b>Foreign</b>																	
(a)	Individuals (Non-Resident Individuals / Foreign Individuals)	1	1000000	0	0	1000000	4.2855	1000000	0	1000000	4.2855	0	4.2855	1000000	100.0000	0	0.0000	1000000
	Pallika Haridas Kanani	1	1000000	0	0	1000000	4.2855	1000000	0	1000000	4.2855	0	4.2855	1000000	100.0000	0	0.0000	1000000
(b)	Government	0	0	0	0	0	0.0000	0	0	0	0.0000	0	0.0000	0	0.0000	0	0.0000	0
(c)	Institutions	0	0	0	0	0	0.0000	0	0	0	0.0000	0	0.0000	0	0.0000	0	0.0000	0
(d)	Foreign Portfolio Investor	0	0	0	0	0	0.0000	0	0	0	0.0000	0	0.0000	0	0.0000	0	0.0000	0
(e)	Any Other (Specify)	0	0	0	0	0	0.0000	0	0	0	0.0000	0	0.0000	0	0.0000	0	0.0000	0
	Sub Total (A)(2)	1	1000000	0	0	1000000	4.2855	1000000	0	1000000	4.2855	0	4.2855	1000000	100.0000	0	0.0000	1000000
	Total Shareholding Of Promoter And Promoter Group (A)= (A)(1)+(A)(2)	10	16333453	0	0	16333453	69.9967	16333453	0	16333453	69.9967	0	69.9967	16333453	100.0000	0	0.0000	16333453

Details of Shares which remain unclaimed may be given hear along with details such as number of shareholders, outstanding shares held in demat/unclaimed suspense account, voting rights which are frozen etc.

Note :

(1) PAN would not be displayed on website of Stock Exchange(s)

(2) The term 'Encumbrance' has the same meaning as assigned under regulation 28(3) of SEBI (Substantial Acquisition of Shares and Takeovers) Regulations, 2011.

GENERATED ON :10/07/2019

NSDL : 29/06/2019

CDSL :29/06/2019






**Neogen Chemicals Limited**

**Table III - Statement showing shareholding pattern of the Public shareholder**

Category & Name of the shareholders	PAN	Nos. of shareholders	No. of fully paid up equity shares held	Partly paid-up equity shares held	No. of shares underlying Depository Receipts	Total nos. shares held	Shareholding % calculated as per SCRR, 1957 As a % of (A+B+C2)	Number of Voting Rights held in each class of securities				Shares Underlying Outstanding convertible securities (including securities convertible as a % of securities)	ing, as a % assuming full conversion of convertible securities	Number of Locked in shares		Number of Shares pledged or otherwise encumbered		Number of equity shares held in dematerialised form
								No of Voting Rights			Total as a % of (A+B+C)			No. (a)	As a % of total Shares held(b)	No. (a)	As a % of total Shares held(b)	
								Class eg: X	Class eg: y	Total								
(I)	(II)	(III)	(IV)	(V)	(VI)	(VII) =	(VIII) As a	(IX)			(X)	(XI) =	(XII)		(XIII)		(XIV)	
<b>1 Institutions</b>																		
(a) Mutual Fund		7	4300601	0	0	4300601	18.4301	4300601	0	4300601	18.4301	0	18.4301	0	0.0000	NA	NA	4300601
Sbi Contra Fund		1	1845697	0	0	1845697	7.9097	1845697	0	1845697	7.9097	0	7.9097	0	0.0000	NA	NA	1845697
Mirae Asset Equity Savings Fund		1	1054389	0	0	1054389	4.5186	1054389	0	1054389	4.5186	0	4.5186	0	0.0000	NA	NA	1054389
Axis Mutual Fund Trustee Limited A/C Axis Mutual Fund Trustee Limited - L&T Emerging		1	689362	0	0	689362	2.9542	689362	0	689362	2.9542	0	2.9542	0	0.0000	NA	NA	689362
Sundaram Mutual Fund A/C Sundaram Small Cap		1	245649	0	0	245649	1.0527	245649	0	245649	1.0527	0	1.0527	0	0.0000	NA	NA	245649
(b) Venture Capital Funds		0	0	0	0	0	0.0000	0	0	0	0.0000	0	0.0000	0	0.0000	NA	NA	0
(c) Alternate Investment Funds		1	14550	0	0	14550	0.0624	14550	0	14550	0.0624	0	0.0624	0	0.0000	NA	NA	14550
(d) Foreign Venture Capital Investors		0	0	0	0	0	0.0000	0	0	0	0.0000	0	0.0000	0	0.0000	NA	NA	0
(e) Foreign Portfolio Investor		3	31806	0	0	31806	0.1363	31806	0	31806	0.1363	0	0.1363	0	0.0000	NA	NA	31806
(f) Financial Institutions / Banks		0	0	0	0	0	0.0000	0	0	0	0.0000	0	0.0000	0	0.0000	NA	NA	0
(g) Insurance Companies		0	0	0	0	0	0.0000	0	0	0	0.0000	0	0.0000	0	0.0000	NA	NA	0
(h) Provident Funds/ Pension Funds		0	0	0	0	0	0.0000	0	0	0	0.0000	0	0.0000	0	0.0000	NA	NA	0
(i) Any Other (Specify)		0	0	0	0	0	0.0000	0	0	0	0.0000	0	0.0000	0	0.0000	NA	NA	0
Sub Total (B)(1)		11	4346957	0	0	4346957	18.6288	4346957	0	4346957	18.6288	0	18.6288	0	0.0000	NA	NA	4346957
Central Government/ State Government(s)/ President of India																		
Sub Total (B)(2)		0	0	0	0	0	0.0000	0	0	0	0.0000	0	0.0000	0	0.0000	NA	NA	0
<b>3 Non-Institutions</b>																		
(a) Individuals			0	0										0		NA	NA	
i. Individual shareholders holding nominal share capital up to Rs. 2 lakhs.		7215	1188604	0	0	1188604	5.0937	1188604	0	1188604	5.0937	0	5.0937	184096	15.4884	NA	NA	1188604
ii. Individual shareholders holding nominal share capital in excess of Rs. 2 lakhs.		9	724775	0	0	724775	3.1060	724775	0	724775	3.1060	0	3.1060	334122	46.1001	NA	NA	724775
Anurag Surana			300000	0	0	300000	1.2856	300000	0	300000	1.2856	0	1.2856	300000	100.0000	NA	NA	300000
(b) NBFCs registered with RBI		1	9125	0	0	9125	0.0391	9125	0	9125	0.0391	0	0.0391	0	0.0000	NA	NA	9125
Trust Employee		0	0	0	0	0	0.0000	0	0	0	0.0000	0	0.0000	0	0.0000	NA	NA	0
(d) Overseas Depositories(holding DRs) (balancing figure)		0	0	0	0	0	0.0000	0	0	0	0.0000	0	0.0000	0	0.0000	NA	NA	0
(e) Any Other (Specify)		659	731692	0	0	731692	3.1357	731692	0	731692	3.1357	0	3.1357	327122	44.7076	NA	NA	731692
Hindu Undivided Family		344	65532	0	0	65532	0.2808	65532	0	65532	0.2808	0	0.2808	19561	29.8495	NA	NA	65532
Non Resident Indians (Non Repat)		21	16209	0	0	16209	0.0695	16209	0	16209	0.0695	0	0.0695	0	0.0000	NA	NA	16209
Non Resident Indians (Repat)		51	80616	0	0	80616	0.3455	80616	0	80616	0.3455	0	0.3455	0	0.0000	NA	NA	80616
Clearing Member		149	80913	0	0	80913	0.3468	80913	0	80913	0.3468	0	0.3468	0	0.0000	NA	NA	80913
Bodies Corporate		94	488422	0	0	488422	2.0931	488422	0	488422	2.0931	0	2.0931	307561	62.9703	NA	NA	488422
Kagashin Global Network Pvt Ltd		1	300000	0	0	300000	1.2856	300000	0	300000	1.2856	0	1.2856	300000	100.0000	NA	NA	300000
Sub Total (B)(3)		7884	2654196	0	0	2654196	11.3745	2654196	0	2654196	11.3745	0	11.3745	845340	31.8492	NA	NA	2654196
Total Public Shareholding (B)= (B)(1)+(B)(2)+(B)(3)		7895	7001153	0	0	7001153	30.0033	7001153	0	7001153	30.0033	0	30.0033	845340	12.0743	NA	NA	7001153

Details of the shareholders acting as persons in Concert including their Shareholding (No. and %):

No. of shareholders	No. of Shares
---------------------	---------------





--	--

Details of Shares which remain unclaimed may be given here along with details such as number of shareholders, outstanding shares held in demat/unclaimed suspense account, voting rights which are frozen etc.

Note :

(1) PAN would not be displayed on website of Stock Exchange(s).

(2) The above format needs to disclose name of all holders holding more than 1% of total number of shares

(3) W.r.t. the information pertaining to Depository Receipts, the same may be disclosed in the respective columns to the extent information available and the balance to be disclosed as held by custodian.

GENERATED ON :10/07/2019

NSDL : 29/06/2019

CDSL :29/06/2019



*Handwritten signature*



**Neogen Chemicals Limited**

**Table IV - Statement showing shareholding pattern of the Non Promoter- Non Public shareholder**

Category & Name of the shareholders (I)	PAN (II)	Nos. of shareholders (III)	No. of fully paid up equity shares held (IV)	Partly paid-up equity shares held (V)	No. of shares underlying Depository Receipts (VI)	Total nos. shares held (VII) =	Shareholding % calculated as per SCRR, 1957 As a % of (A+B+C2) (VIII) As a	Number of Voting Rights held in each class of securities			Shares Underlying Outstanding convertible securities (including securities (X)	ing, as a % assuming full conversion of convertible securities (XI)=	Number of Locked in shares		Number of Shares pledged or otherwise encumbered		Number of equity shares held in dematerialised form (XIV)	
								No of Voting Rights					Total as a % of (A+B+C) (IX)	No. (a) (XII)	As a % of total Shares held(b) (XIII)	No. (a) (XIII)		As a % of total Shares held(b) (XIII)
								Class eg: X	Class eg: y	Total								
1 Custodian/DR Holder		0	0	0	0	0	0.0000	0	0	0	0.0000	0	0.0000	NA	NA	0		
2 Employee Benefit Trust (under SEBI (Share based Employee Benefit) Regulations, 2014)		0	0	0	0	0	0.0000	0	0	0	0.0000	0	0.0000	NA	NA	0		
Total Non-Promoter- Non Public Shareholding (C)= (C)(1)+(C)(2)		0	0	0	0	0	0.0000	0	0	0	0.0000	0	0.0000	NA	NA	0		

Note :

(1) PAN would not be displayed on website of Stock Exchange(s).


(2) The above format needs to disclose name of all holders holding more than 1% of total number of shares

(3) W.r.t. the information pertaining to Depository Receipts, the same may be disclosed in the respective columns to the extent information available and the balance to be disclosed as held by custodian.

GENERATED ON :10/07/2019

NSDL : 29/06/2019

CDSL :29/06/2019



*Handwritten signature in blue ink.*